

**TITANIUM**

LAMINA GRANITE



DESIGNED FOR GREATNESS





## THE MODERN ARCHITECTURAL SURFACE IN A BIG SLAB

Indonesia's leading ceramics industry, Titanium Lamina Granite rides on the wealth of experience and solid foundation of our group, PT Platinum Ceramic Industry which has been established 50 years ago.

Our vision leads us to a sense of innovation and excellence, which are reflected on our products, as they suit your professional and exclusive character, thanks to our world-class machinery.

Through passion and integrity, our vision also lives on in our team. It is what drives us to always do and be better from yesterday. Our business idea supports this vision by offering a wide range of remarkably designed porcelain slabs that ignite luxury to every corner of the room.



# HIGHLY-EXPERIENCED LOCAL COMPANY

A local company with more than 50 years of experience that committed to build Indonesian economy by building factories, absorbing human resources. With own productions, the availability of stock is always maintained.

# THE TITANIUM ADVANTAGES



Extra Large Size



Guarantee of Supply



Strong



Elegant Design



Stain Resistant



Environmentally  
Sustainable



Thin




Low Maintenance



Flat Surface



Easy Handling





INDEX BY SIZE

120 X 300

14 LABRADORITE		24 PATAGONIA SAVONA		25 MONTANA OCEAN	
15 IRISH					











120 X 240

27 STATUARIO SANTORINI		31 COSMIC PRESTIGE EMPERADOR		33 ARABESCATO ALABASTRO AZUL BORGHINI HERMES CALCITA	
36 SAHARA PIETRA PULPIS		40 VERONA		41 TRAVERTINO	
68 ONYX		72 ABSOLUTE		80 ARDESIA FOSSIL SILKSTONE CEMENT	
98 BELGIUM		103 PORTLAND CORTEN STEEL			

120 X 120

43 FIOR DI BOSCO IBIZA		45 DRAGO		49 KALAHARI ARMANI		52 FROST	
45 STATUARIO VENICE		47 CARRARA MARBELLO		84 TERRAZZO TRENTO		53 MALAGA	
						85 TAHITIAN	















100 X 100

27 SANTORINI STATUARIO		31 EMPERADOR		40 VERONA	
41 TRAVERTINO		55 CALACATTA CLASSICO		73 MONOCHROME	
81 TERRAZZO POMPEI MARMETA		87 CEPPPO		98 BELGIUM	
				105 CEMENT	



80 X 120

63 VENETO KASHMIR		63 MONREAL SAINT LAURENT		65 PALISANDRO	
91 MOONSTONE CORAL STONE DAMASCATO		94 COEM			

60 X 120

























27 STATUARIO SANTORINI		31 COSMIC PRESTIGE		36 PULPIS	
40 VERONA TRAVERTINO		68 ONYX		69 SERPEGIANTE PERLA	
69 BORGHINI RIVER		69 NEBULA		80 ARDESIA	
95 WINDSOR SERENE		98 BELGIUM		99 TERRAZZO NOVA TERRAZZO MILANO	
103 PORTLAND		105 CONCRETE CEMENT			

20 X 120

108 WOOD		109 VERMONT		117 CERTIFICATION 118 TECHNICAL FEATURE	
112 CREATIVE ENDMATCH		114 CREATIVE BOOK MATCH			

INDEX BY SIZE

NATURAL MARBLE

14 LABRADORITE		24 PATAGONIA SAVONA		25 MONTANA OCEAN	
27 STATUARIO SANTORINI		33 ARABESCATO ALABASTRO AZUL BORGHINI HERMES CALCITA		36 SAHARA	
31 COSMIC PRESTIGE EMPERADOR		36 SAHARA		36 PULPIS PIETRA	
40 VERONA TRAVERTINO		41 TRAVERTINO			
55 CALACATTA CLASSICO		63 MONREAL SAINT LAURENT VENETO KASHMIR			
65 PALISANDRO		68 ONYX			
69 SERPEGIANTE PERLA BORGHINI		69 RIVER NEBULA			
43 FIOR DI BOSCO IBIZA		45 DRAGO		49 KALAHARI ARMANI	
45 STATUARIO VENICE		47 CARRARA MARBELLO		52 FROST	
				53 MALAGA	

BASIC

72 ABSOLUTE		73 MONOCHROME	
-------------	---	---------------	---

STONE EFFECT

80 ARDESIA FOSSIL SILKSTONE		81 TERRAZZO POMPEI MARMETA	
87 CEPPPO		91 MOONSTONE CORAL STONE DAMASCATO	
94 COEM		95 WINDSOR SERENE	
98 BELGIUM		99 TERRAZZO NOVA TERRAZZO MILANO	
84 TERRAZZO TRENTO		85 TAHITIAN	

INDUSTRIAL EFFECT

103 PORTLAND CORTEN STEEL		105 CONCRETE CEMENT	
---------------------------	---	---------------------	---

WOOD

108 WOOD		109 VERMONT	
----------	---	-------------	---

CERTIFICATION

117 CERTIFICATION			
112 CREATIVE ENDMATCH		114 CREATIVE BOOK MATCH	117 CERTIFICATION 118 TECHNICAL FEATURE



**NATURAL  
MARBLE**



## LABRADORITE

The most popular blue stone that can transform any ordinary space into a piece of art. Natural patterns peppered with blue embers is rightly known as the transformed stone.



Floor & Wall : **LABRADORITE BLUE**







LABRADORITE BLUE

120 x 300

GLOSSY



IRISH VERDE

120 x 300

GLOSSY





## PATAGONIA


Originates in Brazil, this spectacular design will undoubtedly accent any decor with its natural artistic structure.

**TITANIUM**  
LAMINA GRANITE

Floor & Wall : **PATAGONIA DORADA**







### SAVONA GOLD

A premium design with large-format, reproduces the veins and natural shine of calacatta, that can be used to create limitless and luminous spaces.

Floor & Wall : **SAVONA GOLD**



## MONTANA BROWN

Inspired by the stones of the old England castles, this lamina tiles propose a timeless beauty and passionate soul, perfect for warming up your spaces.

**TITANIUM**  
LAMINA GRANITE

Floor & Wall : **MONTANA BROWN**







## OCEAN BLUE

Fresh look at the use of lamina tiles inspired by the ocean, with onyx marble as its starting point, and realistic finish that lend each space a greater sense of calm and integrity.

Wall : **OCEAN BLUE**  
Floor : **CEMENT WHITE**





**PATAGONIA DORADA**

120 x 300

GLOSSY



**SAVONA GOLD**

120 x 300

GLOSSY



**MONTANA BROWN**

120 x 300

SATIN



**OCEAN BLUE**

120 x 300

GLOSSY





STATUARIO

This collection recreates the veins and the colour shifts of Statuario marble and its use as general floor tile allows for the design of more spacious rooms. As it is a neutral collection, its combination with wrought iron furniture, minimalist lamps or light textiles will emphasis the potential of each piece.



Floor & Wall : **STATUARIO GREY**



STATUARIO GREY

120 x 240

100 x 100

60 x 120

GLOSSY



STATUARIO GOLD

120 x 240

100 x 100

60 x 120

GLOSSY



SANTORINI

120 x 240

100 x 100

60 x 120

GLOSSY



**PRESTIGE****TITANIUM**  
LAMINA GRANITEWall : **PRESTIGE WHITE**  
Floor : **EMPERADOR BLACK**

Appearing like gentle charcoal stripes drawn and smudged by the painter on a piece of white paper, straight lines streak across this limestone. Sometimes the streaks are clear and at others they appear almost imperceptible, generating patterns where the paler and darker parts cohabit in an harmonious equilibrium.





Wall : **WOOD EBONY**  
Island Table : **COSMIC BLACK**  
Floor : **BELGIUM GREY**



**COSMIC**

A shimmering cosmos of fluid, flowing designs. The ethereal effect of amazing, distant worlds.



**COSMIC BLACK**

120 x 240 60 x 120

GLOSSY  



**PRESTIGE WHITE**

120 x 240 60 x 120

GLOSSY  



**EMPERADOR DARK BROWN**

120 x 240

GLOSSY 



**EMPERADOR BLACK**

120 x 240 100 x 100

GLOSSY  



Floor : **ARABESCATO GREY**



**ARABESCATO**

This slab accurately reproduces the irregular and greyish veins of ancient Greek marble. Its design simulates small crystals and enhances the brightness of each area. Especially those that may be more isolated, such as bathrooms or bedrooms.



**ARABESCATO GREY**

120 x 240  
GLOSSY 




**ALABASTRO CREAM**

120 x 240  
MATT 





**AZUL BORGHINI**

120 x 240  
GLOSSY 



**HERMES GRIGIO**

120 x 240  
GLOSSY 



**CALCITA BLU**

120 x 240  
GLOSSY 






## SAHARA

Sahara Noir is a kind of black marble with golden veins quarried in Tunisia. This marble is especially good for Exterior – Interior wall and floor applications, countertops, pool and wall cladding, stairs and other design projects.

Floor & Wall : **SAHARA NOIR**





**SAHARA NOIR**

120 x 240

GLOSSY



**PIETRA DARK GREY**

120 x 240

GLOSSY



**PULPIS BLACK**

120 x 240 60 x 120


GLOSSY



**VERONA**

This slab is inspired by the colour shifts of verona marble. Its whitish veins, which are diffuse and spread throughout the surface, allow for warmer and more intimate room.





## TRAVERTINO

This sedimentary rock is characterized by a light structure full of pores or cavities. With its smooth texture and appearance, Travertine lends a sculptural air to living rooms, bedrooms, and bathrooms.

Wall : **TRAVERTINO CREAM**  
Floor : **MONOCHROME CREAM**





VERONA CREAM

120 x 240100 x 10060 x 120

GLOSSY



VERONA GREY

120 x 240100 x 10060 x 120

GLOSSY



TRAVERTINO WHITE

60 x 120

GLOSSY

NATURALE



TRAVERTINO CREAM

60 x 120

NATURALE



TRAVERTINO BEIGE

120 x 240100 x 10060 x 120

GLOSSY

NATURALE



TRAVERTINO DARK BROWN

120 x 24060 x 120

GLOSSY

NATURALE



TRAVERTINO DARK GREY

120 x 24060 x 120

GLOSSY

NATURALE



Floor : **FIOR DI BOSCO**  
Wall : **IBIZA CREMA**



**FIOR DI BOSCO**

Fior Di Bosco is an extraordinarily hard-wearing material, just like its stone-like appearance would suggest. Grey constitutes the dominating colour, declined in all possible shades, thanks to veins that are evident to various degrees, running more or less deep.



**FIOR DI BOSCO**  
120 x 120  
GLOSSY



**IBIZA CREMA**  
120 x 120  
GLOSSY

**IBIZA**

Ibiza reinterprets the charm of ancestral stones, which human stories have always been based on. Ibiza's intense simplicity lends itself to a timeless beauty.



Floor : **DRAGO NERO**  
Wall : **STATUARIO VENICE**



**DRAGO**

The sophisticated anthracite background colour is run through with fine, candid grains that add a harmonious visual effect and the possibility for transversal use, in terms of both taste and application. An unmistakeable style, superb production and high performance make Drago Nero an irreplaceable surface for enhancing any architecture or interior design project.



**STATUARIO VENICE**

120 x 120

GLOSSY



**DRAGO NERO**

120 x 120

GLOSSY



**STATUARIO VENICE**

Statuario Venice enriches Titanium collection with refined grey veining that stands out on the white background. Refined grey veining on a white background brings brilliance and elegance to private homes and public or commercial spaces.



Floor : **CARRARA GRIGIO**  
Wall : **MARBELLO GREIGE**



**CARRARA**

Carrara lends a wonderfully exclusive touch to every room. Sublime grey veining cuts the white of the surface in a perfect balance of colour and aesthetics. The inimitable classical taste of Carrara: a fine, decorative solution, enriched by unrepeatable degrees of colour intensity and veins that always differ from one another.



**CARRARA GRIGIO**

120 x 120

GLOSSY



**MARBELLO GREIGE**

120 x 120

GLOSSY



**MARBELLO**

That primordial human need to shape and transform natural elements can be traced back not only to our instinct of self-preservation, but to an innate desire to express ourselves as well.



Floor : **KALAHARI CREMA**  
Wall : **ARMANI GRIGIO**



**KALAHARI**

The inimitable classical taste of Kalahari: a fine, decorative solution, enriched by unrepeatable degrees of colour intensity and veins that always differ from one another. As of today you will be able to personalise your floors and coatings even more.



**KALAHARI CREMA**

120 x 120

MATT



**ARMANI CREMA**

120 x 120

MATT



**ARMANI GRIGIO**


120 x 120

MATT

**ARMANI**

Armani is the new line that is inspired by urban style, offering timeless and limitless surfaces. The immensities of universe are the inspiration source of Armani. Over the classical sintered stone size limits and beyond spatial boundaries, with its chromatic and shape solutions, stands as a new frontier for sintered stone slabs.





## FROST

Frost surfaces are inspired by the origins of the universe; With a natural look rich in sophisticated details, Frost responds perfectly to the most refined and contemporary demands of designers. Its harmonious, earthy colour shades create high-impact combinations in both the most classical and more elaborate and trend-setting projects.

Wall : **MALAGA GRIGIO**  
Floor : **FROST BIANCO**





**FROST BIANCO**

120 x 120

MATT



**MALAGA GRIGIO**

120 x 120

MATT



**MALAGA**

Inspired by basalt, a volcanic rock that in nature originates from lava which rapidly solidified in contact with air or water.




## CALACATTA CLASSICO

The polished finish presented in this ceramic collection reinforces the natural shine of Calacatta marble. It is one Titanium's most exclusive tiles due to its fine veins and delicate surface, which refines the spaces in which it is included.

**TITANIUM**  
LAMINA GRANITE



Wall : **COSMIC BLACK**  
Floor : **CALACATTA CLASSICO**



**CALACATTA CLASSICO**

100 x 100

GLOSSY





## MONREAL

Monreal is inspired by sedimentary rock. Featuring a dark brown background with soft vein which comes from different cuts of travertine stone. In particular, Monreal's polished finish accentuates its soft cloudy surface appearance. Suitable for both classic and contemporary projects. Monreal is a timeless & elegant option that adds elegance to any room.

**TITANIUM**  
LAMINA GRANITE

Floor & Wall : **MONREAL DARK BROWN**





## SAINT LAURENT

In a uniform solid shade of black, with subtle fine veins, Saint Laurent Black creates an atmosphere with a taste of elegance. Revamped classics on large-format lamina sintered stone slab for interiors with a truly unique appeal. Bringing stylish elegance to residential and commercial floors with great potential to create different layouts.

**TITANIUM**  
LAMINA GRANITE

Floor & Wall : **SAINT LAURENT BLACK**





**VENETO**

Inspired by the natural brilliance of marble, Veneto Gold is one of Titanium's most sophisticated Grand Luxe Collection due to its hyper-realistic design and its well-made finishes. Due to its versatility and strength, Veneto Gold can be used as a floor or wall tile and eliminates any space limitations, making each piece a decorative element. A classic collection that modernize the use of tiles and recalls the craftsmanship and attention to detail of the ancient sculptors.

**TITANIUM**  
LAMINA GRANITEFloor & Wall : **VENETO GOLD**



**KASHMIR**

This collection imitates the light contrast of marfil. It will enhance the lighting in all interior spaces. With it's imperceptible joints and natural shine, Kashmir can create the feeling of an infinite space.



Floor & Wall : **KASHMIR CREAM**



**MONREAL DARK BROWN**

80 x 120

GLOSSY 



**SAINT LAURENT BLACK**

80 x 120

GLOSSY 



**VENETO GOLD**

80 x 120

GLOSSY 



**KASHMIR CREAM**

80 x 120

GLOSSY 



**PALISANDRO**

This design was particularly inspired by statues in ancient times. The ivory-white hue with solemn grey veins running through, makes an everlasting boost of elegance. This charming and appealing marble has an everlasting feel.



**PALISANDRO GREY**

80 x 120


GLOSSY 

Floor & Island Table : **PALISANDRO GREY**



**ONYX**

This collection of grey and brown tones imitates the light contrasts of onyx and it can enhance the light in all interior spaces. With its imperceptible joints and natural shine, Onyx puts an end to boundaries between different areas and makes it possible to cream infinite spaces.

**TITANIUM**  
LAMINA GRANITEWall : **ONYX WHITE**Floor : **ONYX CREAM**





ONYX CREAM

120 x 240

GLOSSY





SERPEGIANTE GREY

60 x 120

GLOSSY





SERPEGIANTE DARK GREY

60 x 120

GLOSSY





RIVER GRIS OSCURO

60 x 120

GLOSSY





ONYX WHITE

60 x 120

GLOSSY





ONYX GREY

60 x 120

GLOSSY





ONYX BROWN

60 x 120

GLOSSY





PERLA CREAM

60 x 120

GLOSSY





NEBULA GREY

60 x 120

GLOSSY





BORGHINI GRIS

60 x 120

MATT





**BASIC**





**ABSOLUTE WHITE**


120 x 240

GLOSSY



### ABSOLUTE WHITE

Perfect in spaces with a Nordic, loft or Zen style, or combined with many others, the sense of purity, wellbeing and peace is guaranteed. It is harmony in perfect equilibrium, the calm that everyone craves and desires for their home and, by extension, their life. Countertops, floors, walls and staircases indoors all make use of it.



**MONOCHROME CREAM**

100 x 100

MATT



### MONOCHROME

Monochrome was born to bring to architecture and interior design the force and magnetism emanated by the mono colour of this sintered stone, generating very powerful atmospheres inspired in nature at its most genuine.



**STONE EFFECT**



## ARDESIA


Ardesia is inspired by construction slate, a sedimentary rock that has played a fundamental role in the history of architecture. The ideal blend of contemporary design and technical performances, Ardesia is the perfect choice for indoor and outdoor locations in residential and commercial contexts.



Wall : **ARDESIA GREY & ARDESIA WHITE**  
Floor : **ARDESIA WHITE**







## FOSSIL

Fossil is a clear example of our aim to seek inspiration in new horizons. Inspire from fossilization process which replaces organic materials in rock or stone with minerals that seep into the rock, Fossil create a charming timeless appeal.

Floor & Wall : **FOSSIL DARK GREY**





ARDESIA WHITE

120 x 24060 x 120

MATT



ARDESIA GREY

120 x 24060 x 120


MATT



FOSSIL DARK GREY

120 x 240

MATT



SILKSTONE WHITE

120 x 240


MATT



TERRAZZO POMPEI GREY

100 x 100


MATT



MARMETA WHITE

100 x 100


MATT



TERRAZZO POMPEI D. GREY

100 x 100

MATT




MARMETA CREAM

100 x 100

MATT






### TERRAZZO TRENTO

Terrazzo Trento draws inspiration from the flavour of Northern stone. With an aesthetic characterised by a subtle but evident texture, this harmonious surface adapts to both minimalist and luxurious environments thanks to a formal precision that makes it very versatile.

Wall : **TAHITIAN NERO**  
Floor : **TERRAZZO TRENTO GREIGE**






**TERRAZZO TRENTO GREIGE**

120 x 120

MATT



**TAHITIAN NERO**

120 x 120

MATT




### TAHITIAN

Tahitian, The intense elegance of black marble. With its ultra-thin white veining running along an intense black surface, Tahitian suited to ultra-sophisticated settings. Visual perfection that comes in Matt finishes for a unique visual and tactile impact.



**CEPPO**

Ceppo stands out for its exclusive elegance, reproducing the beauty and simplicity of natural stone: a material that acts as a magnificent source of inspiration in projects where large-format tiles play a starring role.



**CEPPO DARK GREY**

100 x 100

MATT 

Floor : **CEPPO DARK GREY**



## CORAL STONE

The fusion of coarse-grained stone with apparent rustic and rough appearance creates a fascinating contrasts and unexpected combination in contemporary spaces.

Radiant yet natural, Coral Stone emits an enveloping intimate feeling that feels like the rise from the depths of the earth.

**TITANIUM**  
LAMINA GRANITE

Wall : **CORAL STONE CREAM**  
Floor : **CORAL STONE GREY**






**MOONSTONE**

The lamina sintered stone slabs in the Moonstone collection draws their inspiration from the enigmatic charm of Scandinavia. Due to its extreme versatility, Moonstone can be used both indoors and outdoors, and is designed to interpret both contemporary and minimalist tastes including refined and stylish ones.



Wall : **MOONSTONE GREY**  
Floor : **MOONSTONE DARK GREY**



**MOONSTONE GREY**

80 x 120  
MATT



**MOONSTONE D. GREY**

80 x 120  
MATT



**DAMASCATO GRIS**

80 x 120  
MATT



**CORAL STONE GREY**

80 x 120  
MATT



**CORAL STONE CREAM**

80 x 120  
MATT



**COEM**

Coem stands out for its exclusive elegance, reproducing the beauty and simplicity of soft quartzite: a material that acts as a magnificent source of inspiration in projects. This quartzite gives a 3D effect in which the striated textures seem to exit and re-enter the surface. In conjunction with a matte finish, the end result will look good whether used as a wall or floor tile.

**TITANIUM**  
LAMINA GRANITEFloor & Wall : **COEM DARK GREY**





**COEM DARK GREY**

80 x 120

MATT



**WINDSOR CREAM**

60 x 120

MATT



**WINDSOR GREY**

60 x 120

MATT



**WINDSOR DARK GREY**

60 x 120

MATT



**SERENE BEIGE**

60 x 120

MATT



**SERENE GREY**

60 x 120

MATT







## BELGIUM

The lamina sintered stone slabs in the Belgium collection draw their inspiration from the enigmatic charm of Scandinavia, those places where stone is a dominant part of the landscape; here, nature itself, with its strength, erodes the rock to create beguiling protrusions and dips which stand proudly and solemnly on the North Sea.

Owing to its extreme versatility, Belgium can be applied both indoors and out, and it is designed to interpret both more contemporary and minimalist tastes as well as the more refined and stylish ones.





BELGIUM GREY

120 x 240 100 x 100 60 x 120

MATT			
------	---	---	---



BELGIUM DARK GREY

120 x 240 100 x 100 60 x 120


MATT			
------	---	--	---



TERRAZZO NOVA WHITE

60 x 120

MATT	
------	---



TERRAZZO MILANO GREY

60 x 120

MATT	
------	---



**INDUSTRIAL EFFECT**



PORTLAND

Contemporary spaces go in for a mixture of styles. The industrial look invites us to combine designer furniture, distressed woods, and construction materials. Portland reveals itself as the best choice for internal walls, floors, kitchen worktops and bathrooms when seeking to evoke the unmistakable style of dilapidated 1980s NY lofts.



Floor : **PORTLAND GREY**



PORTLAND GREY

- 120 x 24060 x 120
- MATT
- 
- 



PORTLAND DARK GREY

- 120 x 24060 x 120
- MATT
- 
- 



CORTEN STEEL ANTHRACITE

- 120 x 240
- MATT
- 



CORTEN STEEL OXIDE

- 120 x 240
- MATT
-



CONCRETE



Subtle and elegant, they are the best backdrop for any style. Concrete takes it one step further and creates nuance-filled surfaces, subtly degraded and veined to break up the monotony of the king of neutral colours.



Wall : **CONCRETE DARK GREY**  
Floor : **COSMIC BLACK**



CONCRETE GREY

60 x 120

MATT



CONCRETE DARK GREY

60 x 120

MATT



CEMENT WHITE

120 x 240 100 x 100 60 x 120

MATT



CEMENT GREY

120 x 240 100 x 100 60 x 120

MATT



**WOOD**





WOOD MAPLE

20 x 120

MATT



WOOD ROBLE

20 x 120

MATT



WOOD CASTANO

20 x 120

MATT



WOOD EBONY

20 x 120

MATT



VERMONT WHITE

20 x 120

MATT



VERMONT CREAM

20 x 120

MATT



VERMONT GREY

20 x 120

MATT


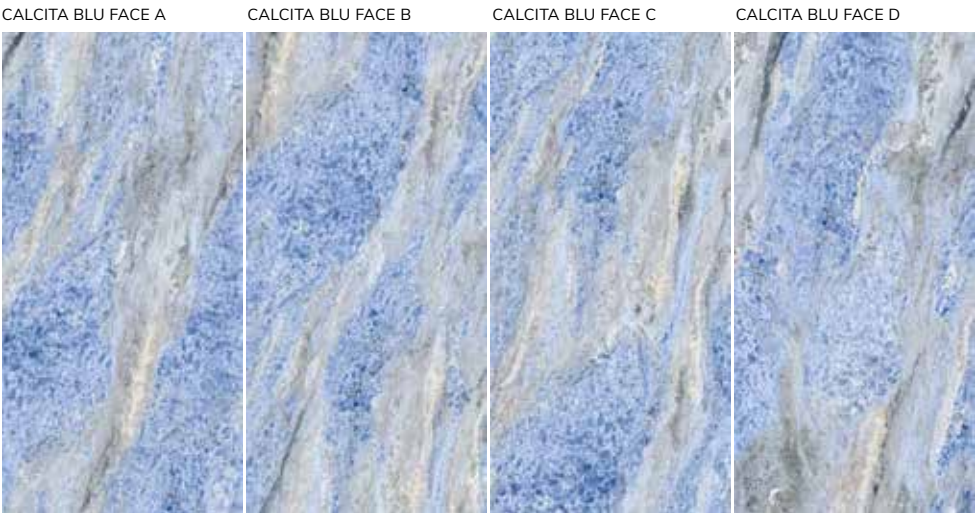




**CREATIVE MATCH  
APPLICATION**



Titanium Lamina Granite end match gives a stunning result and is usually best displayed on a large area where the full effect can be appreciated. The decision is in your hand, based on your style, your need, and your vision of tomorrow.



\*) Some variations in color shade, finish and tolerance in bookmatched / endmatched design are inherent in granite products.

\*) Only available for big size : 120 x 240 & 120 x 300

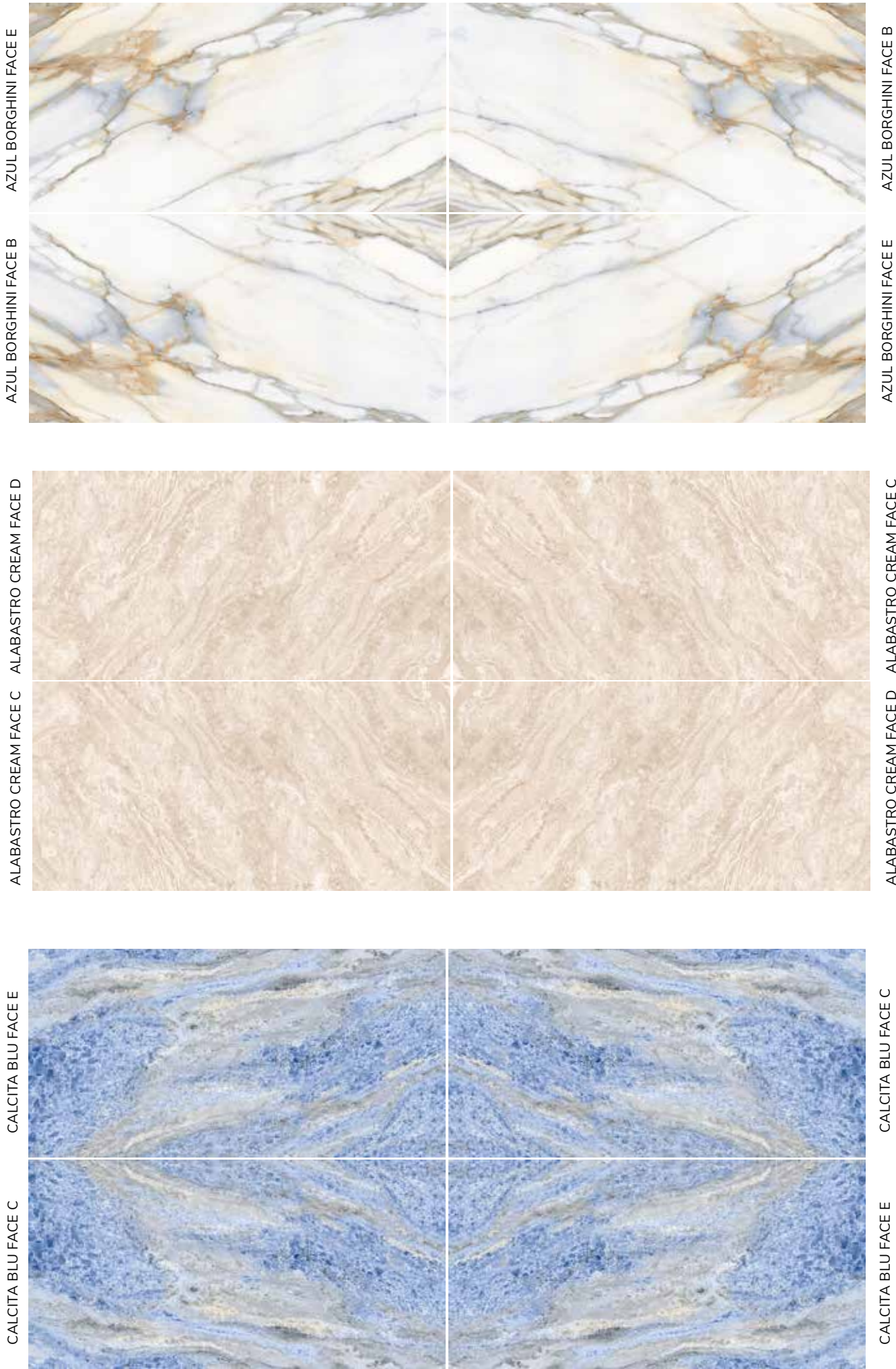
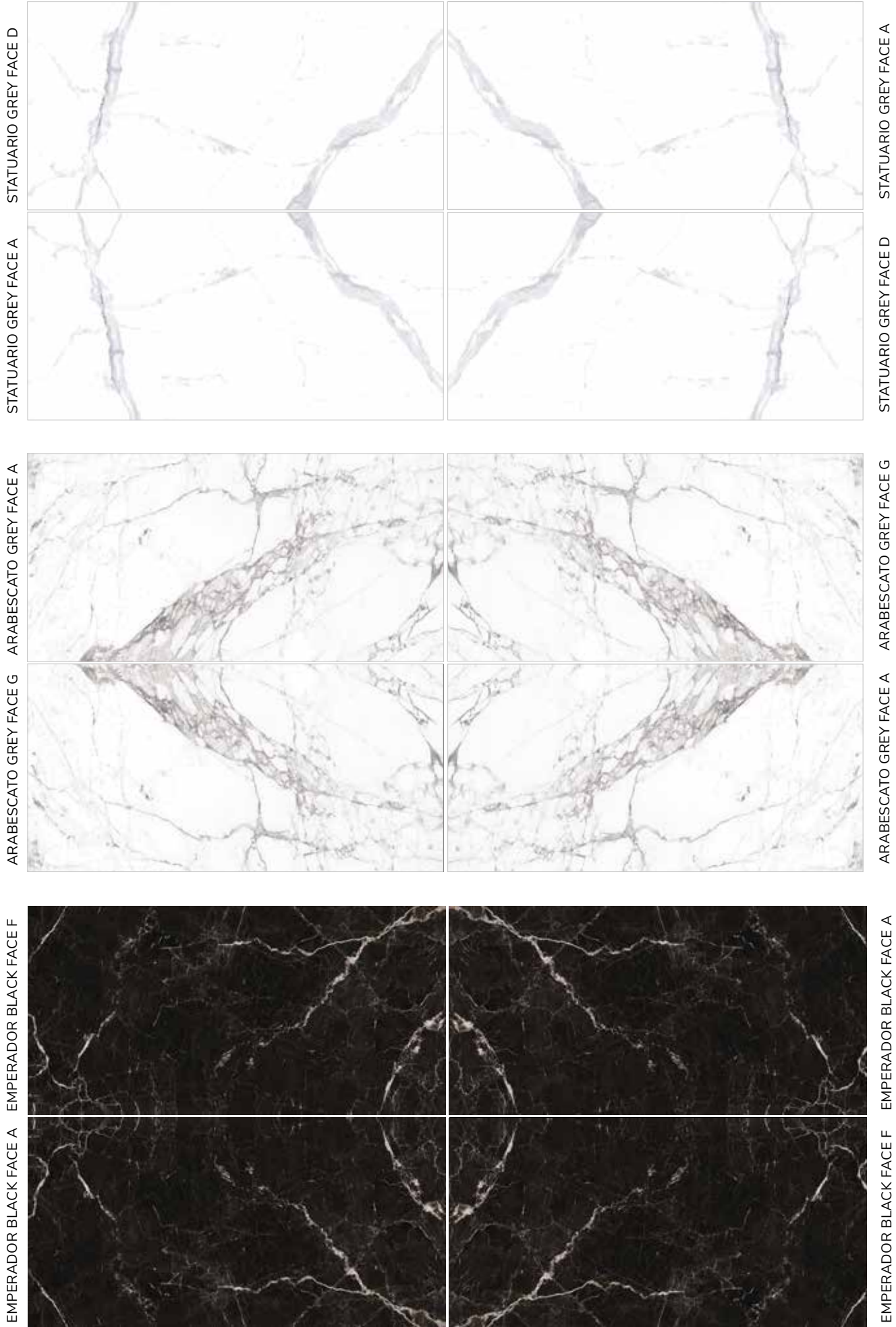




**SPECTACULAR OPEN BOOK DESIGN**

Open book marble design gives your space a spectacular finish visually. It is especially elegant in large areas such as the living room, bathroom and feature walls.

\*) Some variations in color shade, finish and tolerance in bookmatched / endmatched design are inherent in granite products.  
\*) Only available for big size : 120 x 240 & 120 x 300







IRISH VERDE FACE B



IRISH VERDE FACE A



IRISH VERDE FACE A



IRISH VERDE FACE B



LABRADORITE BLUE FACE A



LABRADORITE BLUE FACE D



LABRADORITE BLUE FACE D



LABRADORITE BLUE FACE A



MONTANA BROWN FACE D



MONTANA BROWN FACE E



MONTANA BROWN FACE E



MONTANA BROWN FACE D



CERTIFICATION



Certified for Indonesian National Standard.



Certified for Indonesian Green Label.



This is one key certificate that show the products are allowed to be used for government projects.



Management system has been assessed & certified as meeting the requirement of ISO 9001:2015.



**Certified by TUV Singapore**  
No degradation in color & surface

- Accelerated Weathering Test
- Tested to ASTM G154:2012a
- Tested byTUV SUD PSB
- Certified to Grey Scale 5









Passed :

- Uji Kualitas Udara Sekitar  
CO2 level only 1.285µg/Nm3 (from 22.600)  
NO2 level only 14.4 µg/m3 (from 200)  
NH3 level 0,017 ppm (from 2)  
Pb level < 0,00005 mg/Nm3 (from 0,06)
- Noise Level Acceptance Test  
82.5 dBA
- Emission Test  
NO2 level only 2,72 mg/Nm3





TECHNICAL FEATURE

SYMBOL	STANDARD OF TEST	INFORMATION	REQUIRED VALUE		TITANIUM VALUE
	UNI EN ISO 10545-2	SIZES	Length and Width Thickness Edge Straightness Rectangularity Planarity	± 0,6% max ± 5,0% max ± 0,5% max ± 0,6% max ± 0,5% max	± 0,25% ± 5,00% ± 0,25% ± 0,25% ± 0,10%
	UNI EN ISO 10545-3	WATER ABSORPTION	≤ 0,5%		≤ 0,5%
	UNI EN ISO 10545-4	BENDING STRENGTH	Breaking modulus ≥ 35 N/mm²		≥ 35 N/mm²
	UNI EN ISO 10545-9	RESISTANCE TO THERMAL SHOCK	Resistant		Resistant
	DIN 51130	FRICTION COEFFICIENT (SLIPPERNESS)	From R9 to R13		R9 Min
	UNI EN ISO 10545-7	ABRASION RESISTANCE	Report Abrasion class and cycles passed		PEI III Min
	UNI EN ISO 10545-13	CHEMICAL RESISTANCE	Must not produce noticeable signs of chemical attack		No visible effect
	UNI EN ISO 10545-14	STAIN RESISTANCE	Class 3 minimum		Class 3 minimum

- Color and other aesthetic features shown in this catalogue as close as the limitation of the printing process will allow.
- Some variations in color shade, finish and tolerance in bookmatched / endmatched design are inherent in granite products.
- Always view several samples before making final selection.
- Different may occur between samples and final product.



*Tersedia di:*



**QHOMEMART**

**JL.RAYA JANTI NO.96 YOGYAKARTA**  
**(0274) 493 22 88 , 08112863773 (CHAT ONLY)**

**f qhomemart   t qhomemart   @ qhomemart   y qhomemart**  
**WWW.QHOMEMART.COM**

**TITANIUM**

**LAMINA GRANITE**

